



Constant Contact Survey Results

Survey Name: Business Needs Survey

Response Status: Partial & Completed

Filter: None

10/19/2011 2:49 PM CDT

* stakeholder status (check all that apply):

Answer	0%	100%	Number of Response(s)	Response Ratio
property owner			15	44.1 %
business owner			9	26.4 %
resident			19	55.8 %
Totals			34	100%

name of business (if applicable):

16 Response(s)

* "customers feel safe shopping during the day"

1 = strongly agree, 5 = strongly disagree

	1	2	3	4	5	Number of Response(s)	Rating Score*
						27	2.7

*The Rating Score is the weighted average calculated by dividing the sum of all weighted ratings by the number of total responses.

* "the neighborhood lacks a strong identity"

1 = strongly agree, 5 = strongly disagree

	1	2	3	4	5	Number of Response(s)	Rating Score*
						27	2.6

*The Rating Score is the weighted average calculated by dividing the sum of all weighted ratings by the number of total responses.

* "cleaner streets means safer streets"

1 = strongly agree, 5 = strongly disagree

	1	2	3	4	5	Number of Response(s)	Rating Score*
						27	2.1

*The Rating Score is the weighted average calculated by dividing the sum of all weighted ratings by the number of total responses.

* "my business would benefit from further online advertisement"

1 = strongly agree, 5 = strongly disagree

	1	2	3	4	5	Number of Response(s)	Rating Score*
						26	2.2

*The Rating Score is the weighted average calculated by dividing the sum of all weighted ratings by the number of total responses.

* "community residents support my store"


1 = strongly agree, 5 = strongly disagree

	1	2	3	4	5	Number of Response(s)	Rating Score*
						26	2.8

*The Rating Score is the weighted average calculated by dividing the sum of all weighted ratings by the number of total responses.

* "streets and sidewalks are well maintained"


1 = strongly agree, 5 = strongly disagree

	1	2	3	4	5	Number of Response(s)	Rating Score*
						27	3.5

*The Rating Score is the weighted average calculated by dividing the sum of all weighted ratings by the number of total responses.

* "my primary customers are from outside the community"

1 = strongly agree, 5 = strongly disagree

	1	2	3	4	5	Number of Response(s)	Rating Score*
						25	3.2

*The Rating Score is the weighted average calculated by dividing the sum of all weighted ratings by the number of total responses.

* "drug dealing and prostitution are visible deterrents to shopping"

1 = strongly agree, 5 = strongly disagree

	1	2	3	4	5	Number of Response(s)	Rating Score*
						27	2.0

*The Rating Score is the weighted average calculated by dividing the sum of all weighted ratings by the number of total responses.

* "customers feel unsafe shopping at night"


1 = strongly agree, 5 = strongly disagree

	1	2	3	4	5	Number of Response(s)	Rating Score*
						27	1.9

*The Rating Score is the weighted average calculated by dividing the sum of all weighted ratings by the number of total responses.

* "my business would benefit learning more about supportive programs and services"


1 = strongly agree, 5 = strongly disagree

	1	2	3	4	5	Number of Response(s)	Rating Score*
						25	2.0

*The Rating Score is the weighted average calculated by dividing the sum of all weighted ratings by the number of total responses.













* "local merchants would benefit from collective marketing"

1 = Least Likely, 5 = Most Likely

	1	2	3	4	5	Number of Response(s)	Rating Score*
						27	3.5

*The Rating Score is the weighted average calculated by dividing the sum of all weighted ratings by the number of total responses.

* please "check" any of the following quality-of-life problems that effect your business:

Answer	0%	100%	Number of Response(s)	Response Ratio
pick-pocketing			1	4.3 %
vandalism			11	47.8 %
street peddling			13	56.5 %
traffic congestion			4	17.3 %
lack of parking			6	26.0 %
prostitution			12	52.1 %
robbery/mugging			8	34.7 %
loitering			16	69.5 %
panhandling			13	56.5 %
pedestrian congestion			2	8.6 %
drug dealing			15	65.2 %
excessive noise			6	26.0 %
Totals			23	100%

* please "check" any of the following services that you think are needed in the neighborhood:

Answer	0%	100%	Number of Response(s)	Response Ratio
sidewalk sweeping			15	65.2 %
street sweeping			12	52.1 %
graffiti removal			6	26.0 %
garbage cans			13	56.5 %
daytime security			14	60.8 %
nighttime security			16	69.5 %
foot patrol			15	65.2 %
bike patrol			18	78.2 %
signage/banners			5	21.7 %
guides/brochures			5	21.7 %
events/festivals			13	56.5 %
holiday decorations			10	43.4 %
street lighting			9	39.1 %
pavement/surfacing			12	52.1 %
parks/open space			11	47.8 %
directional signage			9	39.1 %
Totals			23	100%

* please "check" any of the following customer groups which frequent your business:

Answer	0%	100%	Number of Response(s)	Response Ratio
community residents			16	72.7 %
malcolm x students			3	13.6 %
united center visitors			3	13.6 %
loop commuters			3	13.6 %
medical center staff			5	22.7 %
industrial cooridor staff			2	9.0 %
garfield park tourists			1	4.5 %
west loop residents			6	27.2 %
low income			9	40.9 %
moderate income			10	45.4 %
middle income			10	45.4 %
upper income			6	27.2 %
teenagers			10	45.4 %
adults			16	72.7 %
childless couples			4	18.1 %
families			9	40.9 %
Totals			22	100%

please expand upon any need or issue that deserves further explanation

6 Response(s)

Please enter the information indicated below.

Answers	Number of Response(s)
First Name	16
Last Name	16
Email Address	16